

[Skip to content](#)

**Manuals+**

User Manuals Simplified.



**xiaomi Mi TV P1 43 Inch 4K UltraHD Smart TV User Manual**

April 29, 2022 April 29, 2022 [Leave a comment on xiaomi Mi TV P1 43 Inch 4K UltraHD Smart TV User Manual](#)

[Home](#) » [Xiaomi](#) » xiaomi Mi TV P1 43 Inch 4K UltraHD Smart TV User Manual 



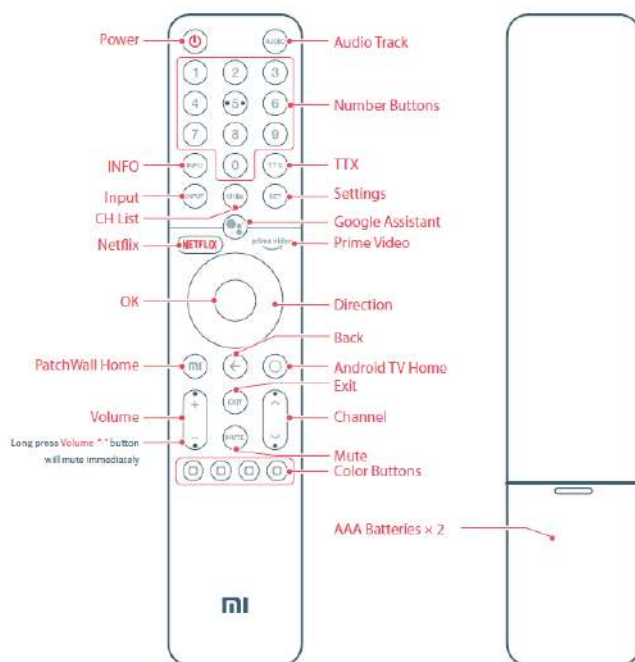
- Contents [hide](#)
- [1 xiaomi Mi TV P1 43 Inch 4K UltraHD Smart TV](#)
  - [2 Instruction](#)
  - [3 Overview](#)
  - [4 Using the remote control](#)
  - [5 Important precautions](#)
  - [6 Documents / Resources](#)
  - [6.1 Related Manuals / Resources](#)



xiaomi Mi TV P1 43 Inch 4K UltraHD Smart TV



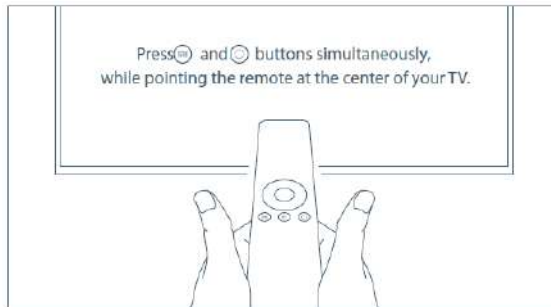
	43"	50"	55"
<b>Specs</b>	Android TV		
<b>Model</b>	L43M6-6AEU	L50M6-6AEU	L55M6-6AEU
<b>Power Consumption</b>	105W	125W	150W
<b>Screen size</b>	108cm	125.7cm	138.8cm
<b>Screen resolution</b>	3840×2160 (4K)		
<b>Voltage</b>	100-240V~ 50/60Hz		
<b>Refresh rate</b>	60Hz		
<b>CPU</b>	Quad-core CA55		
<b>RAM</b>	2GB DDR		
<b>Flash Storage</b>	16GB eMMC		
<b>Graphics processor</b>	Mali G52 MP		
<b>Wi-Fi</b>	2.4GHz/5GHz		
<b>Bluetooth</b>	BT4.2/5.0		
<b>Audio formats</b>	FLAC; AAC; OGG;Dolby Audio; DTS-HD		
<b>Video formats</b>	Dolby Vision, MPEG 1/2/4; H.263; H.264; H.265; VP8; VP9	Dolby Vision, HDR10+, MPEG 1/2/4; H.263; H.264; H.265; VP8; VP9	



#### Using the remote control

- **Power**: Turn On and Off the TV.
- **Audio Track**: Select an audio track from multiple audio tracks.
- **Number Buttons**: Gives direct access to channels.
- **INFO**: Short press to launch info bar.
- **TTX**: Select or exit Teletext mode.
- **Input**: Press to select available video sources.
- **Settings**: Displays the main on-screen menu.
- **CH List**: Press to show channel list or to switch to watch TV when current watching is not on Live T
- **Google Assistant**: Press the Assistant button on your remote to use your Google Assistant"

- Netflix: Gives direct access to the Netflix application.
- Prime Video: Gives direct access to the Prime Video application.
- OK: Press to confirm the current selection during navigation. You can pause/play the current video during playback, except for Live Channels (Set-Top Box or RF).
- Direction: Navigate up/down or left/right through content. During playback use left/right buttons to rewind/fast-forward.
- Back: To go back to the last channel, to close a menu or an application, or go back to the previous menu.
- Patchwall Home: Short press to quickly return to the PatchWall Home screen.
- Android TV Home: Short press to quickly return to the Android TV Home screen. Long press to open the App drawer.
- Exit: Quit the menu.
- Volume: To adjust the volume level. Long press the Volume “-” button will mute immediately.
- Channel: On live TV mode, Move the button up or down to select the channel.
- Mute: Short press to mute/un-mute the volume.



- Color Buttons: Select options directly.

## Important precautions

### Installation

- The TV should be installed near an AC power outlet that can be easily plugged and unplugged.
- Place the TV on a smooth, flat surface to avoid the TV falling and causing injury, or damaging the TV.
- If you intend to install a TV wall mount, we recommend that you use an authorized TV wall mount.
- The diameter and length of the screws will vary depending on the wall mount model. Failure to use the correct screws may cause the TV to fall or lead to internal damage.

### Moving

- Disconnect all cables before moving the TV.
- Large TV needs 2 or more people to move safely. Avoid applying pressure to the LED panel when moving the TV. Avoid shaking the TV or exposing it to excessive vibrations.
- When moving the TV to a new location or carrying out repairs, package the TV using the original box and packaging materials

### Ventilation

- Do not cover the ventilation holes or insert any objects into the case.
- Keep a space for ventilation around the TV.

### Wall mounting

- In order to ensure proper ventilation and prevent the buildup of dust or dirt:
- Do not mount the TV flat, upside-down, or backward, or side mount the TV.
- Do not place the TV on a shelf, carpet, bed, or closet.
- Do not cover the TV with fabric (such as curtains) or other materials (such as newspapers).

### AC power cord

- Use the AC power cord and socket according to the instructions below to avoid fire, electric shock, damage, or personal injury:
- Insert the plug completely into the AC outlet.
- Use the TV with a 100-240V AC power supply.
- When connecting cables, the AC power cord should be unplugged for safety reasons. Be careful not to trip over cables.
- Before carrying out work or moving the TV, disconnect the AC power cord from the AC power outlet.
- Keep the AC power cord away from heat.
- Unplug the AC power plug and clean it regularly. If the plug is covered with dust and has water vapor, its insulation quality may deteriorate, producing a fire risk.
- Avoid excessive pinching, bending, modifying, or twisting of the AC power cord, otherwise the wires may become exposed or broken.
- Do not place any heavy objects on the AC power cord.
- Do not pull the AC power cord when disconnecting the power.
- Do not connect too many devices on the same AC power outlet.
- Do not use unsuitable AC power outlets.

### Children

Do not let children climb the TV.

Place small objects out of the reach of children in order to avoid swallowing

### Optional items

Keep optional accessories or any devices that emit electromagnetic radiation away from the TV in order to avoid image distortion or noise.

### In case of the following problems..

The AC power cord is damaged.

The AC power outlet is not suitable.

The TV is damaged due to a drop or impact.

Any liquid or solid object falls into the case through an outlet, turn off the TV and immediately unplug the AC power cord.

### Usage restrictions

Do not install/use the TV in the following places, environments, or conditions, otherwise the TV may malfunction and cause a fire, electric shock, damage, or personal injury.

#### Places:

Outdoors (in direct sunlight), by the sea, in a ship or other vessel, inside a car, in a medical institution, at an unstable location, next to water, or in a place exposed to rain, moisture, or mildew. If the TV is placed in the dressing room of a public bath or spa, it may be damaged by the sulfide in the air.

#### Environment:

Hot, damp, or dusty places; places where insects may enter; places that may be exposed to mechanical shock; next to flammable objects (Such as candles). The TV should not be exposed to dripping or splashing water, and do not place any items containing liquid such as flower vases on top of the TV. Do not place the TV in a damp or dusty place, or in a room with steam or fumes (near a stove or humidifier) to avoid fire, electric shock, or deformation. Do not boil water, heat, cook noodles, or use mosquito coils near the TV.

#### Conditions:

Do not use the TV when your hands are wet, when the case is open, or with accessories that are not authorized by the manufacturer. In the case of a lightning storm, disconnect the TV from the AC power cord and AC outlet. Do not install the TV in an open-air location. Failure to follow these conditions may result in personal injury or damage, or cause objects to strike the TV.

#### Damage to Mi TV screen

Do not throw any objects toward the TV, otherwise, the screen may be broken due to the impact and cause serious injury. In case of damage to the surface of the TV, do not touch the TV before the AC power cord has been unplugged, otherwise electric shock may occur.

#### Operating conditions:

Operating temperature: 0°C-40°C; Storage temperature:-15°C-45°C; Relative humidity: <80%.

#### Precautions

Watch TV under inappropriate lighting conditions. Watching TV in insufficient light or for long periods can damage your eyesight. The screen and case will get hot when the TV is working. This is normal.

Not support the decoding of DTS-CD bitstream coming in from HDMI IN.

#### Using and cleaning the screen/case of the Mi TV

Before cleaning the LED TV, ensure that the AC power cord is disconnected from the AC power outlet. In order to avoid deterioration of the casing materials or corroding the screen coating, please observe the following precautions.

- Wipe with a soft cloth to remove any dust on the surface of the screen/case. If there is still dust, wipe with a soft cloth that has been moistened with a mild detergent.
- Do not spray water or detergent directly onto the TV. It may drop to the base of the screen or external parts, causing malfunction.
- Do not use scrub pads, alkaline/acid cleaners, scouring powder, or volatile liquids, such as alcohol, volatile oils, thinners, or insecticides. The use of the above materials or prolonged contact with rubber or vinyl products may cause damage to the screen surface and casing materials. It is recommended that you regularly clean the vents to ensure proper ventilation.
- When adjusting the angle of the TV, slowly move the TV to prevent it from moving or slipping from the base.

#### RoHS compliance- European Union

Xiaomi products sold in the European Union, meet the requirements of Directive 2011/65/EU and its subsequent amendments directive (EU) 2015/863 on the restriction of the use of certain hazardous substances in electrical and electronic equipment

#### Simplified EU Declaration of Conformity

Hereby, Beijing Xiaomi Electronics Co. Ltd declares that the radio equipment type MI TV is in compliance with Directive 2014/53/EU. The full text of the EU declaration of conformity is available at the following internet address: <http://www.mi.com/global/service/support/declaration.htm>

#### RE Frequency and Power

This device offers the following frequency bands in EU areas only and maximum radio-frequency power

- Bluetooth 2402MHz-2480 MHz:<10dBm
- Wi-Fi 2412MHz-2472 MHz:<20dBm
- Wi-Fi 5180MHz-5320 MHz:<20dBm
- Wi-Fi 5500MHz-5700MHz:<20dBm
- Wi-Fi 5745MHz-5825 MHz:<14dBm

This device is restricted to indoor use only when operating in the 5150-5350MHz frequency range in the following countries:

AT	BE	BG	HR	CY	CZ	DK	EE	FI	FR	DE	EL	HU	IE
IT	LV	LT	LU	MT	NL	PL	PT	RO	SK	SI	ES	SE	UK

In accordance with Article 10.2 in Directive 2014/53/EU (RED), this device can be operated in at least one Member State without infringing applicable requirements on the use of radio spectrum. For the purpose of recycling to facilitate effective utilization of resources, please return this product to a nearby authorized Collection Centre, registered Dismantler or Recycler when disposing of this product.

What the Wheelie Bin symbol means: The symbol says don't dispose of your e-waste in the municipal waste collection bins. That's because these wastes are hazardous in nature and need to be recycled in a special way.

#### How to dispose of this product

Carry it to the nearest service center of Xiaomi authorized agency. Instructions of handling the product during and after its use and Dos and Don'ts with respect to handling the product;


#### Dos:


- Always Look for information on the catalog with your product for end-of-life equipment handling
- Ensure that only Authorized Recyclers repair and handle your electronic products.
- Always call Authorized E-waste Recyclers to Dispose of products that have reached end-of-life.
- Always drop your used electronic products, batteries, or any accessories when they reach the end of their life at your nearest Authorized E-Waste CollectionCenter / Collection Point.
- Wherever possible or as instructed, separate the packaging material according to responsible waste disposal options and sorting for recycling.


#### Don'ts:

- Do not dismantle your electronic Products on your own.
- Do not throw electronics in bins with having a "Do not Dispose of "sign.
- Do not give e-waste to informal and unorganized sectors like Local Scrap Dealer/ Rag Pickers.

Chromecast built-in Cast your favorite entertainment apps- movies& TV shows, music, games, sports, and more from your Android or iOS device, Mac or Windows computer, or Chromebook to Mi TV. Find Chromecast-enabled apps at [g.co/cast](http://g.co/cast) apps.

 Audio Dolby, Dolby Vision, Dolby Audio, and the double-D symbol are trademarks of Dolby Laboratories

 ViSlon Licensing Corporation. Manufactured under license from Dolby Laboratories. Confidential unpublished works. Copyright 1992-2020 Dolby Laboratories. All rights reserved.

 For DTS patents, see <http://patents.dts.com>. Manufactured under license from DTS Licensing Limited. DTS, the Symbol, & DTS and the Symbol together, are registered trademarks, and DTS-HD is a trademark of DTS, Inc. DTS, Inc. All Rights Reserved.

O The terms HDMI and HDMI High-Definition Multimedia Interface, and the HDMI Logo are trademarks or registered trademarks of HDMI Licensing Administrator, Inc. in the United States and other countries.

Google, Android, YouTube, Android TV, and other marks are trademarks of Google LLC.

#### Manufacturer's Authorized EU Representative

**Name:** Xiaomi Technology Netherlands BV

**Address:** Prinses Beatrixlaan 582, 2595 BM, The Hague, The Netherlands.

#### Documents / Resources

[xiaomi Mi TV P1 43 Inch 4K UltraHD Smart TV](#) [pdf] User Manual  
Mi TV P1, 43 Inch 4K UltraHD Smart TV, Mi TV P1 43 Inch 4K UltraHD Smart TV



## Related Manuals / Resources



### [Xiaomi LED TV 4S 43 Inch Smart 4K Full HD TV Installation Guide](#)

Xiaomi LED TV 4S 43 Inch Smart 4K Full HD TV Installation Installation (Table Top) Insert Left/Right Stand...



### [MI TV Stick User Guide](#)

MI TV Stick What's in the box MI TV Stick Voice Remote \* 2 × AAA batteries required....



### [xiaomi MDZ-24-AA Mi TV Stick 1080P Portable Streaming Media Player User Guide](#)

xiaomi MDZ-24-AA Mi TV Stick 1080P Portable Streaming Media Player What's in the box For DTS patents, see...



### [Hisense 4K HDR Smart TV User Manual](#)

Hisense 4K HDR Smart TV User Manual - Optimized PDF Hisense 4K HDR Smart TV User Manual -...

## Leave a comment

Your email address will not be published.

Comment

Name

Email

Website

☐ Save my name, email, and website in this browser for the next time I comment.

## [Manuals+.](#)

- [home](#)
- [privacy](#)