

**SVEN**<sup>®</sup>  
YOU WANT - WE CAN

7.1 Gaming Headphones  
with Microphone

## USER'S MANUAL



**AP-U988MV**

[www.sven.fi](http://www.sven.fi)

***Congratulations on your purchase of the SVEN gaming stereo headphones!***

**COPYRIGHT**

© 2016. SVEN PTE. LTD. Version 1.0 (V 1.0).

This Manual and information contained in it are copyrighted. All rights reserved.

**APPLICATION**

SVEN AP-U988MV 7.1 gaming headphones with microphone allows you to experience 7.1 surround sound in games, music and movies. Dynamic lighting creates the atmosphere of this game. Closed style of the headphones with passive noise reduction and superior sound quality gives you the opportunity to hear the enemy before he will hear you.

**PACKAGE CONTENTS**

- Gamings tereo headphones – 1 pc
- CD with software – 1 pc
- User's Manual – 1 pc
- Warranty card – 1 pc

**SAFETY PRECAUTIONS**

- Don't use the stereo headphones while driving.
- Don't use the stereo headphones at high volume for a long time (more than 15 minutes), as this may cause hearing impairment.

**SPECIAL FEATURES**

- Surround sound 7.1
- Dynamic backlight
- Optimized for professional gaming
- Headphones with passive noise reduction system
- The highest sound quality
- Non-tangling cable with fabric braid
- Comfortable seating

**CONNECTION AND OPERATION**

- Connect the headphones USB connector to the audio jack of your audio source (PC sound card, laptop, MP3 player, etc.), as shown in Fig. 1.

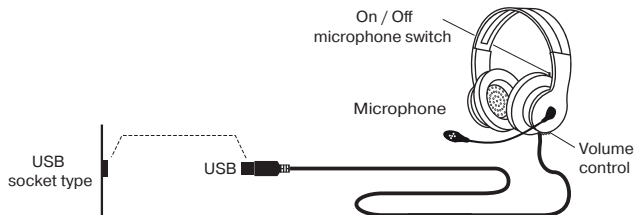


Fig. 1. Connection diagram

**DESCRIPTION**

Installing drivers for the headset is not required, plug & play device!

Comes with additional software to extend the headset functionality, software installation is not necessary.

When you connect the headset to a PC system will detect the device as a USB Audio Device. The sound system settings the device will be displayed in the devices for playback and recording.

After installing the software, the included additional features become available. To enable it, right-click on the image the speaker or microphone.

In the settings you can change the interface language, and the transparency of the interface window.

When the headset is connected to the Windows taskbar will display the program logo.

Right button clicking on it will displayed the context menu.

All available additional functions are displayed in the interface of the top in the form of abbreviations:

- ① EQ – Equalizer. Available 11 presets and the ability to save custom settings.
- ② EM – Environment Effect (environment effects). Spatial audio processing: reverb and echo. 27 available options emulation different environments, as well as three variants room size.
- ③ VSS – Virtual Speaker Shifter. This feature enables the emulation of the circular motion of the sound source (virtual speaker), as well as removal and approach the source to the listener. There is an opportunity to move separately seven virtual speakers.



Fig. 2.

- ④ KS – Key Shifting (pitch offset). The ability to increase and decrease the playback sound tone. Four semitone up or down. (see. Fig. 3).
- ⑤ VF – Vocal Fading (attenuation vocals). The decoding of the reproduced signal to partially remove vocals from songs. (see. Fig. 3).
- ⑥ SMX – Xear Surround Max. This involves emulation of multi-channel 7.1 surround, stereo distributing eight virtual channels. This effect will be noticeable when playing video with multichannel audio stream.



Fig. 3.

⑦ SF – Sing FX. This feature is included in the microphone settings. It includes the effect of a delay (echo) from the microphone signal and the «magical voice» – four variants of voice changes timbre. (see. Fig. 4).



Fig. 4.

To listen to the signal from the microphone, select the microphone volume screen, there adjust the input level (slider «volume when recording»), and the monitor volume («Volume Control» slider). (see. Fig. 5).

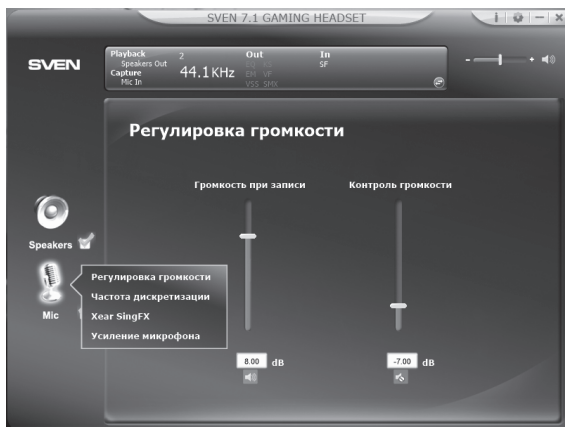
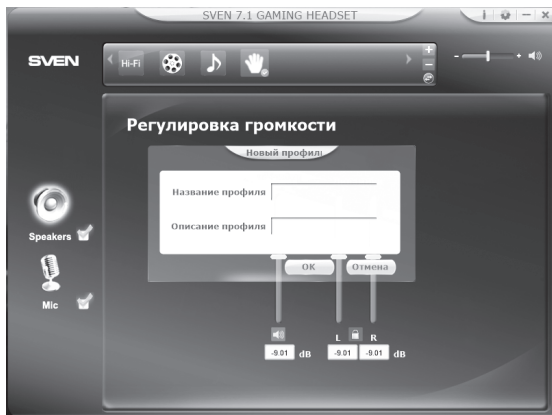


Fig. 5.

By clicking on the round icon with two arrows in the lower right corner of the display at the top of the interface, you will have access to the preset sound settings with the ability to save custom settings (profile) (see. Fig. 6).

*Fig. 6.*

**TECHNICAL SPECIFICATIONS**

Parameter, measurement unit	Value
Sensitivity, dB	headphones: $108 \pm 3$ microphone: $-58 \pm 3$
Frequency range, Hz	headphones: 20 – 20,000 microphone: 30 – 16,000
Impedance, Ohm	32
Membrane, mm	Ø 50
Connection type	USB
Cable length, m	2.2
Weight, g	365

**Notes:**

- *Technical specifications given in this table are supplemental information and cannot give occasion to claims.*
- *Technical specifications are subject to change without notice due to the improvement of SVEN production.*

*Technical support is on [www.sven.fi](http://www.sven.fi)*

## 7.1 Gaming Headphones with Microphone

**SVEN**<sup>®</sup>  
YOU WANT – WE CAN



**Model: AP-U988MV**

Импортер в России: ООО «РЕГАРД», 109052, РФ, г. Москва, ул. Нижегородская, д. 86, корп. Б.

Уполномоченная организация в России: ООО «РТ-Ф», 105082, г. Москва, ул. Фридриха Энгельса, д. 75, стр. 5.

Условия гарантийного обслуживания смотрите в гарантийном талоне или на сайте **www.sven.fi**.

Гарантийный срок: 12 мес. Срок службы: 2 года.

Производитель: «СВЕН ПТЕ. Лимитед», 176 Джу Чиаг Роуд, № 02-02, Сингапур, 427447.

Произведено под контролем «Свен Скандинавия Лимитед», 48310, Финляндия, Котка, Котолахдентие, 15. Сделано в Китае.

Manufacturer: SVEN PTE. LTD, 176 Joo Chiat Road, № 02-02, Singapore, 427447. Produced under the control of Oy Sven Scandinavia Ltd. 15, Kotolahdentie, Kotka, Finland, 48310. Made in China.

® Registered Trademark of Oy SVEN Scandinavia Ltd. Finland.

**AP-U988MV**