



Installation Guide

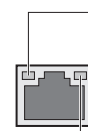





5-Port 10/100Mbps Desktop PoE/PoE+ Switch

LED Explanation





Power





 On: Power on
 Off: Power off

Link/Act and PoE Status

 On: Link present but no activity
 Flashing: Transmitting/receiving data
 Off: No link
 On: Providing PoE power
 Flashing: Current-overload/Short-circuit
 Off: Not providing PoE power


PoE MAX

 TL-SF1005LP
 On: $34\text{ W} \leq \text{Total power supply} < 41\text{ W}$
 Flashing: Total power supply $\geq 41\text{ W}$
 Off: Total power supply $< 34\text{ W}$


 TL-SF1005P
 On: $60\text{ W} \leq \text{Total power supply} < 67\text{ W}$
 Flashing: Total power supply $\geq 67\text{ W}$
 Off: Total power supply $< 60\text{ W}$

Switch Explanation

Priority (Port 1–2)

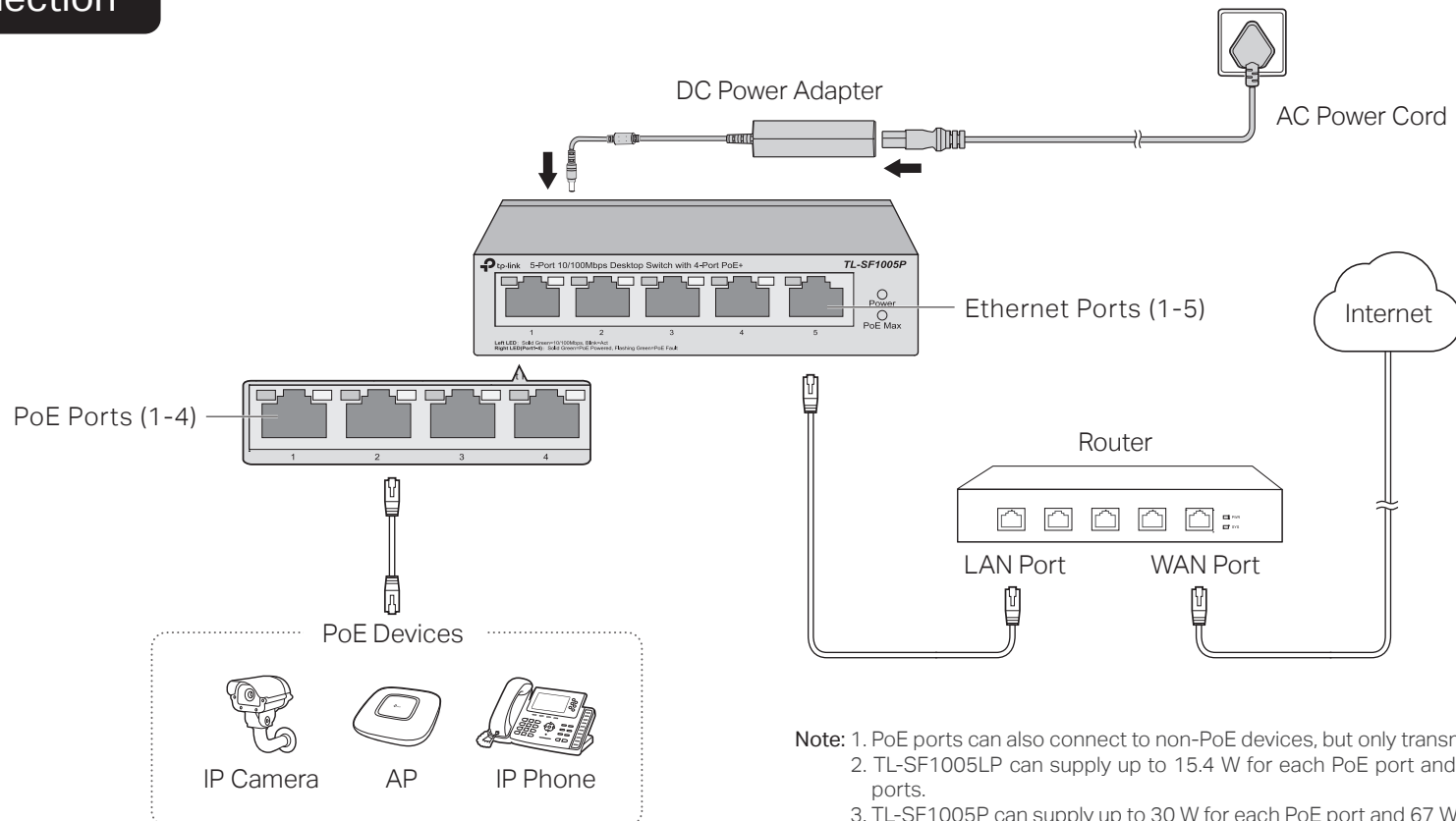
 Off On
 Priority (Port 1–2)
Off: All the ports transmit data in the same priority.
On: Port 1 and 2 transmit data in a higher priority than other ports. When congestion occurs, packets which are transmitted by the ports with higher priority occupy the whole bandwidth.

Extend (Port 1–4)

 Off On
 Extend (Port 1–4)
Off: Port 1–4 run at 10/100 Mbps and support PoE power supply up to 100 m away.
On: Port 1–4 run at 10 Mbps and support PoE power supply up to 250 m away.

Note: For simplicity, we will take TL-SF1005P for example throughout the Guide.

Connection



Note: 1. PoE ports can also connect to non-PoE devices, but only transmit data.
 2. TL-SF1005LP can supply up to 15.4 W for each PoE port and 41 W for all PoE ports.
 3. TL-SF1005P can supply up to 30 W for each PoE port and 67 W for all PoE ports.

Frequently Asked Questions (FAQ)

Q1. Why is the Power LED not lit?

The Power LED should be lit when the power system is working normally. If the Power LED is not lit, please try the following:

A1: Make sure the AC power cord is connected to the switch with power source properly.

A2: Make sure the voltage of the power supply meets the requirements of the input voltage of the switch.

A3: Make sure the power source is ON.

Q2. Why is the Link/Act LED not lit while a device is connected to the corresponding port?

It is recommended that you check the following items:

A1: Make sure that the cable connectors are firmly plugged into the switch and the device.


A2: Make sure the connected device is turned on and works normally.

A3: The cable must be less than 100 meters long (328 feet). If Extend Mode is enabled, it should be less than 250 meters (820 feet).

Q3. Why are PoE ports not supplying power for PoE devices?

When the total power consumption of connected PoE devices exceeds the maximum, the PoE port with a smaller port number has higher priority. The system will cut off power to the ports with larger port numbers to ensure supplying to other ports.

Take TL-SF1005P as an example. If port 1, 2 and 4 are consuming 15.4 W respectively, and an additional PoE device with 21 W is connected to port 3, the system will cut off the power of port 4 to compensate for the overload.

 To ask questions, find answers, and communicate with TP-Link users or engineers, please visit <https://community.tp-link.com> to join TP-Link Community.

 For technical support and other information, please visit <https://www.tp-link.com/support>, or simply scan the QR code.

 If you have any suggestions or needs on the product guides, welcome to email techwriter@tp-link.com.cn.



Specifications

General Specifications

Standard	IEEE 802.3i, IEEE 802.3u, IEEE 802.3x, IEEE 802.3af, IEEE802.1p IEEE 802.3at (Only for TL-SF1005P)
Protocol	CSMA/CD
Interface	5 10/100 Mbps RJ45 Ports, Auto-Negotiation MDI/MDIX PoE Ports: Port 1-Port 4 Total Power Supply: 41 W (for TL-SF1005LP)/67 W (for TL-SF1005P)
Network Media (Cable)	10BASE-T: UTP category 3, 4, 5 cable (maximum 100 m); EIA/TIA-568 100Ω STP (maximum 100 m) 100BASE-TX: UTP category 5, 5e cable (maximum 100 m); EIA/TIA-568 100Ω STP (maximum 100 m)
Switching Capacity	1 Gbps
MAC Address Table	2K
Transfer Method	Store-and-Forward
MAC Address Learning	Automatically learning, automatically aging
Power Supply	External Power Adapter Input: 100-240 VAC, 50/60 Hz Output: 53.5 VDC /0.81 A (for TL-SF1005LP) 53.5 VDC /1.31 A (for TL-SF1005P)
Wall Mountable	Yes
Distance Between Mounting Holes	39 mm

Environmental and Physical Specifications

Operating Temperature	0 °C to 40 °C (32 °F to 104 °F)
Storage Temperature	-40 °C to 70 °C (-40 °F to 158 °F)
Operating Humidity	10% to 90%RH non-condensing
Storage Humidity	5% to 90%RH non-condensing

PoE Disclaimer

The speed of the ports in extend mode will downgrade to 10 Mbps. The actual transmission distance may vary due to power consumption of PoE-powered devices or the cable quality and type.

PoE budget calculations are based on laboratory testing. Actual PoE power budget is not guaranteed and will vary as a result of client limitations and environmental factors.

EU Declaration of Conformity

TP-Link hereby declares that the device is in compliance with the essential requirements and other relevant provisions of directives 2014/30/EU, 2014/35/EU, 2009/125/EC, 2011/65/EU and (EU)2015/863.

The original EU declaration of conformity may be found at <https://www.tp-link.com/en/support/ce/>



Safety Information

- Keep the device away from water, fire, humidity or hot environments.
- Do not attempt to disassemble, repair, or modify the device. If you need service, please contact us.
- Do not use damaged charger or USB cable to charge the device.
- Do not use any other chargers than those recommended.
- Adapter shall be installed near the equipment and shall be easily accessible.
- Use only power supplies which are provided by manufacturer and in the origin packing of this product. If you have any questions, please don't hesitate to contact us.

UKCA Declaration of Conformity

TP-Link hereby declares that the device is in compliance with the essential requirements and other relevant provisions of the Electromagnetic Compatibility Regulations 2016 and Electrical Equipment (Safety) Regulations 2016.

The original UKCA declaration of conformity may be found at <https://www.tp-link.com/support/ukca>